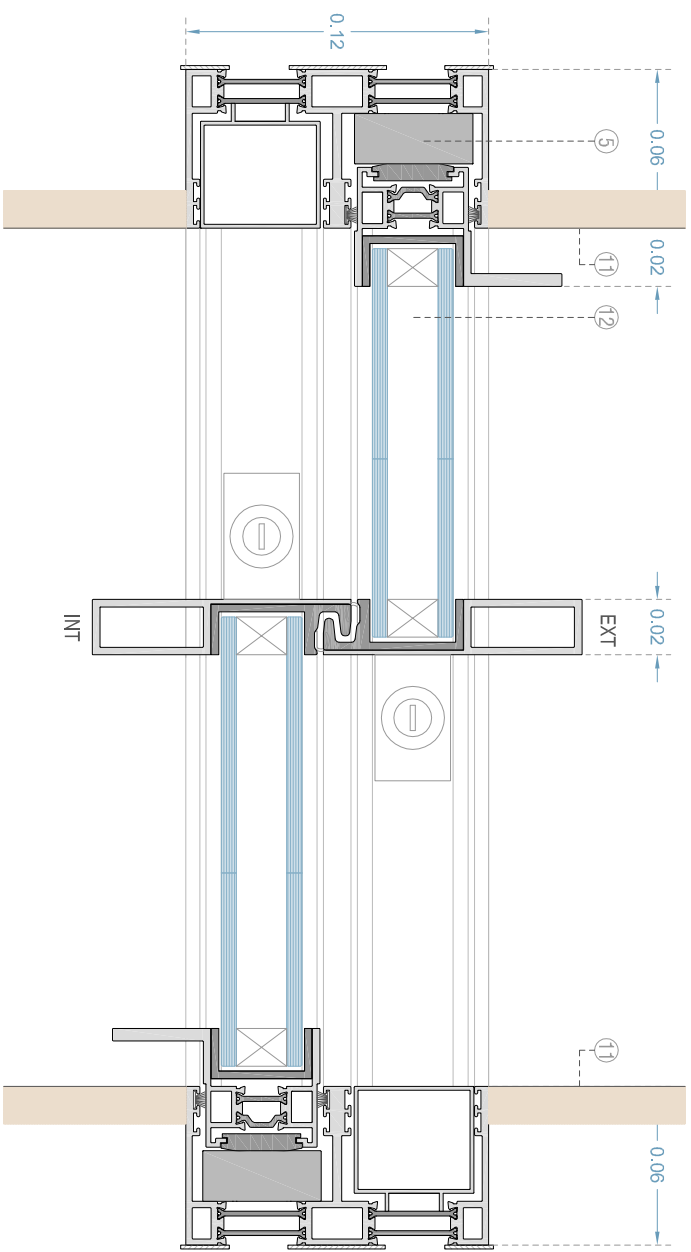
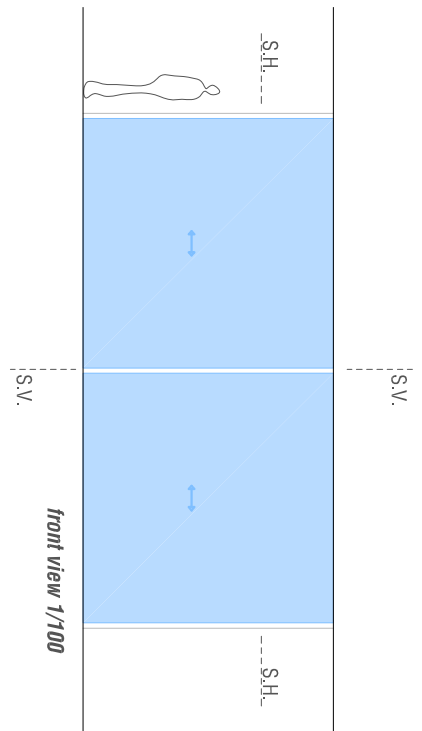


section 1/3

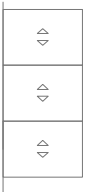


top view 1/3

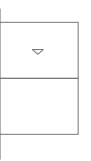
COMPOSITION	Aluminium+glass fiber Thermal bridge break	1. SUB-FRAME CONSTRUCTED ANCHORING SYSTEM
GLASS	44.1/C16/8T- 8T/C16/8T	2. BEARINGS FIXED TO THE FRAME
HEAT TRANSFER COEFFICIENT	$1.3 \leq U_w \leq 1.6 \text{ W/m}^2\text{°K}$ EN ISO 10077-2:2012 Double Glazing.	3. PIPE FOR WATER HARVESTING
AIR PERMEABILITY	Class 4	4. WATERPROOFING LAYER
WATERTIGHTNESS	Class 7A	5. RAILS AND FRAMES
WIND LOAD RESISTANCE	C3	6. FINISHED FLOORING
SYSTEM OPTIONS	Manual or Motorized	7. SANDWICH PANEL 35 MM
COMPLIANCE, CTE, UNE REG. PATENT N° : 2188508		8. POCKET
		9. CEILINGS FINISH
		10. SLAB ANCHORING
		11. VERTICAL WALLS FINISH
		12. GLASS LEAF
		13. MOTORIZATION



2 Sliding Leaves



3 Sliding Leaves



1 Sliding Leaf + Pocket



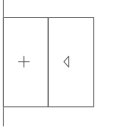
2 Sliding Leaves + Pocket



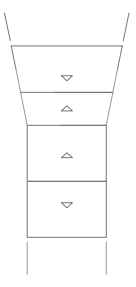
3 Sliding Leaves + Pocket



Middle Opening



Chicago Window



Corners